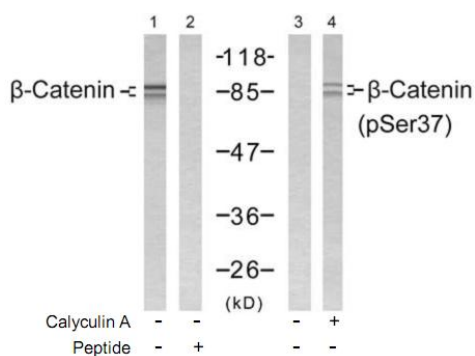


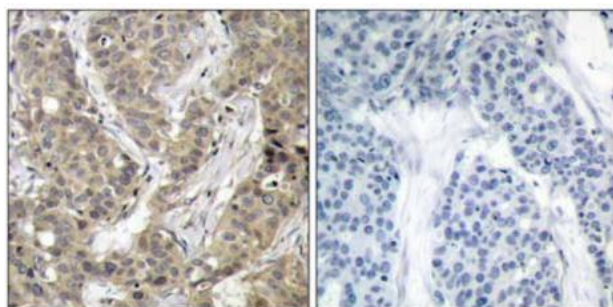
β-Catenin (Ab-37) Antibody

Catalog No. 75533
Product Name β-Catenin (Ab-37)Antibody
Size 50ug, 100ug
Concentration 1 mg/ml
Specificity Detects endogenous levels of total β-Catenin protein.
Reactivity Human, Mouse, Rat
Immunogen Synthesized non-phosphopeptide derived from human β-Catenin around the phosphorylation site of serine 37 (I-H-S^P-G-A).
Applications WB: 1/500 – 1/1000; IHC: 1/50 – 1/100; IF: 1/100 – 1/200
Entrez Gene No. 1499 (Human); 12387 (Mouse); 84353 (Rat)
Swiss-Prot No. P35222 (Human); Q02248 (Mouse); Q9WU82 (Rat)
Host Species Rabbit
Clonality Polyclonal
Isotype IgG
Buffer Phosphate buffered saline (without Mg²⁺ and Ca²⁺), pH 7.4, 150mM NaCl, 0.02% sodium azide and 50% glycerol.
Storage -20°C for one year. Avoid freeze / thaw cycles.
Purification The antibody was affinity-purified from rabbit antiserum by affinity-chromatography using epitope-specific phosphopeptide. The antibody against non-phosphopeptide was removed by chromatography using non-phosphopeptide corresponding to the phosphorylation site.

Images

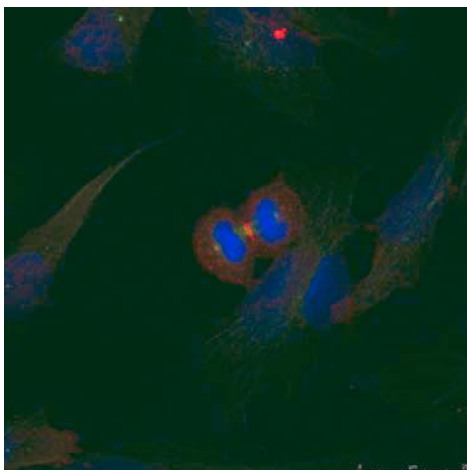


Western blot analysis of extracts from SW 626 cells, untreated and treated with Calyculin A (50nM, 30min), using β-Catenin (Ab-37) antibody (Lane 1 and 2) and β-Catenin (phospho-Ser37) antibody (Lane 3 and 4).



Immunohistochemical analysis of paraffin-embedded human breast carcinoma tissue using β-Catenin (ab-37) antibody.

Peptide - +



Immunofluorescence staining of methanol-fixed HeLa cells using β -Catenin (Ab-37) antibody (Red).

For Research Use Only